

FEATURES & SPECIFICATIONS:

Construction

- Heavy-duty die cast aluminum housing and door frame available in three sizes: WP1 (Up to 150W), WP2 (175W-250W) & WP3 (400W)
- Hinged door frame allows for easy maintenance
- One-piece silicone gasket forms a water-tight seal between the housing and door frame
- ½" knockouts for field installation of photocell (by others)
- Standard finish is dark bronze powder coat

Optical system

- Heat and impact resistant tempered borosilicate glass lens
- One-piece anodized aluminum reflector

Electrical System

- Quad-tap CWA, Class H ballasts are supplied with all pulse start metal halide fixtures and 250W & 400W high pressure sodium fixtures
- High reactance, high power factor quad-tap Class H ballast is supplied with 150W high pressure sodium
- Minimum starting temperature -40°C high pressure sodium and -30°C pulse start metal halide
- Lamp is included

- ETL tested to UL 1598
- Suitable for wet locations

APPLICATIONS:

- Building perimeters
- Walkways
- Entrances
- Recreation areas
- Loading docks
- Tunnels

OPTIONS:

- Wire guard
- Visor
- Polycarbonate shield
- Photocell

SHIPPING WEIGHT:

- 9.5 LBS (WP1 Series)
- 14 LBS (WP2 Series)
- 15.5 LBS (WP3 Series)

WP SERIES HID WALLPACK



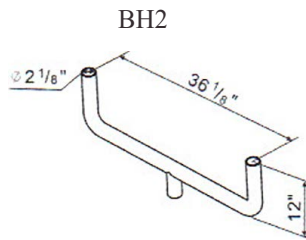
WP SERIES

ORDERING INFORMATION

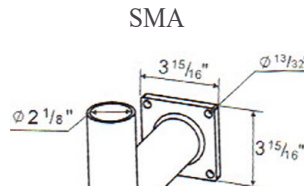
SERIES	WATTAGE	VOLTAGE	OPTIONS
WP3	40P	MT	
SERIES/LENGTH WP1= SMALL HOUSING (150W) WP2 = MEDJUM HOUSING (175-250W) WP3= LARGE HOUSING (400W)	WATTAGE/SOURCE PULSE START METAL HALIDE 17P = 175W (ED-28) 20P = 200W (ED-28) 25P = 250W (ED-28) 32P = 320W (ED-28) 35P = 350W (ED-37) 40P = 400W (ED-37)	VOLTAGE MT = MULTI-TAP BALLAST (120, 208, 240, 277V) 5T = FIVE TAP BALLAST (120, 208, 240, 277, 480)	OPTIONS (FIELD INSTALLED) WP1WG = WIRE GUARD FOR WP1 SERIES WP1V = VISOR FOR WP1 SERIES WP1S = VANDAL SHIELD FOR WP1 SERIES WP2WG = WIRE GUARD FOR WP 2/3 SERIES WP2V = VISOR FOR WP 2/3 SERIES * Vandal shield not available with WP 2/3 Series
	HIGH PRESSURE SODIUM 15S = 150W (E-18) 25S = 250W (E-18) 40S = 400W (E-18)		

MOUNTING ACCESSORIES

Mounting hardware is **not included with fixtures and must be ordered separately.



TWO FIXTURE BULLHORN

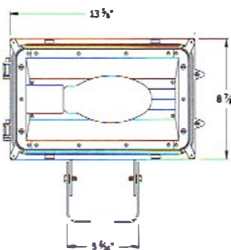


SURFACE MOUNT ADAPTER

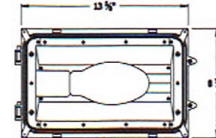
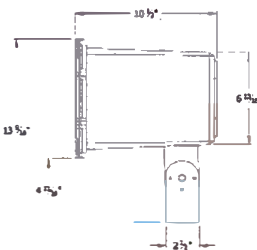


SLIPFITTER ADAPTER

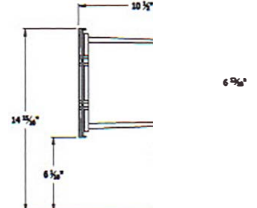
DIMENSIONS



YOKE MOUNT



SLIPFITTER MOUNT



SNELSON OILFIELD LIGHTING
 8622 FAIRBANKS N HOUSTON RD
 HOUSTON, TX 77040

www.snelsonlights.com

713-937-3600 Phone
 866-563-2832 Phone
 713-937-3604 Fax